



# 20U Colocation in Equinix SG1 Singapore

Equinix SG1 is the most network-dense data center in the region and offers access to one of the three GRX peering points worldwide.

## 1 Year Commitment - Price per Month

The price is for a full calendar month and you commit to pay this price monthly for a full year (one day prior of activation date, next year). You cannot switch to a shorter commitment term and if you request service termination prior the one year anniversary, you still have to pay monthly the cost of this service until the last day of last month or pay a significant termination fee.

Prices does not include taxes

Monthly

\$2671.50

One-Time Setup





\$0.00

Delivery in

Total

## PRODUCT SPECIFICATIONS

The price includes the system described below. Components marked with  can be replaced with others in the same category from Alternative Options list. Some options might not work if they are mixed together in this system

Good For	Having presence in the most network-dense datacenter in southeast Asia	
Datacenter	Equinix SG1 Singapore	
Address	20 Ayer Rajah Crescent, 139964, Singapore	
Certifications	PCIDSS AOC ISO 9001 ISO 27001 ISO 22301 SOC 1 Type 2 SOC 2 Type 2	
Space	<b>20U (rack units)</b> in a full-depth, 19" shared rack cabinet	
Guarantees	99,999% power using both lines	
Who's here	PeeringDB maintains a public up-to-date list of participants. Equinix SG1 has access to Equin...	
Speed Test	If you choose to have Voxility as an upstream IP transit provider in this location, you can use th...	
Power Consumption	<b>2 kW</b> maximum power draw This is the equivalent of 1460 kWh/month You are free to ins...	
Voltage	230V	
Power Supply	2 lines (A primary + B redundant)	
Fiber Connectivity	Access to 4 ODF ports for cross-connects	
Connection Speed	1 Gbps	
IPs for Equipment Management Ports	I don't need IPs for equipment management ports	

# Location

## Power

Power Consumption 1	Setup	Monthly
2.5 kW maximum power draw	-	+\$603.72
3 kW maximum power draw	-	+\$1152.06

# Connectivity

## Cross Connects Patch Panel

Fiber Connectivity 2	Setup	Monthly
Access to 6 ODF ports for cross-connects	-	+\$31.98
Access to 8 ODF ports for cross-connects	-	+\$63.96
Access to 10 ODF ports for cross-connects	-	+\$95.16
Access to 12 ODF ports for cross-connects	-	+\$127.14
Access to 24 ODF ports for cross-connects	-	+\$318.24

## Network Access

Connection Speed 3	Setup	Monthly
2 Gbps (2 x 1 Gbps LACP)	-	+\$5.95
4 Gbps (4 x 1 Gbps LACP)	-	+\$23.80
10 Gbps	-	+\$35.70
20 Gbps (2 x 10 Gbps LACP)	-	+\$71.40

## Network Access (continued...)

Connection Speed (continued...) 3	Setup	Monthly
40 Gbps (4 x 10 Gbps LACP)	-	+\$142.80
40 Gbps	-	+\$83.30
80 Gbps (2 x 40 Gbps LACP)	-	+\$154.70

## Out-of-Band Network

IPs for Equipment Management Ports 4	Setup	Monthly
2 IPs for use on equipment management ports	-	+\$4.76
6 IPs for use on equipment management ports	-	+\$14.28
10 IPs for use on equipment management port..	-	+\$23.80
15 IPs for use on equipment management port..	-	+\$35.70
20 IPs for use on equipment management port..	-	+\$47.60