



10U Colocation in CoreSite LA2 Los Angeles

Establish your minimal server footprint in Los Angeles and be ready to interconnect and provide services in US West Coast without purchasing space you do not use.

1 Year Commitment - Price per Month

The price is for a full calendar month and you commit to pay this price monthly for a full year (one day prior of activation date, next year). You cannot switch to a shorter commitment term and if you request service termination prior the one year anniversary, you still have to pay monthly the cost of this service until the last day of last month or pay a significant termination fee.

Prices does not include taxes

Monthly

+ Usage

On-site support not included in Standard SLA is charged

One-Time Setup

Delivery in

Total






\$770.00

\$58/Hour

\$0.00

PRODUCT SPECIFICATIONS

The price includes the system described below. Components marked with  can be replaced with others in the same category from Alternative Options list. Some options might not work if they are mixed together in this system

Good For	Most economical way to establish a new PoP in CoreSite LA2 Easy to physically interconnect...
Datacenter	CoreSite LA2 Los Angeles
Address	900 North Alameda Street, Los Angeles, California 90012, United States
Certifications	ISO 27001 SOC 1 Type 2 SOC 2 Type 2 NIST 800-53 PCIDSS AOC HIPAA
Space	10U (rack units) in a full-depth, 19" shared rack cabinet
Guarantees	99,999% power using both lines
Who's here	PeeringDB maintains a public up-to-date list of participants. CoreSite LA2 has access to Cor...
Speed Test	If you choose to have Voxility as an upstream IP transit provider in this location, you can use th...
Power Consumption	0.7 kW maximum power draw This is the equivalent of 511 kWh/month. You are free to in... 
Power Supply	2 lines (A primary + B redundant)
Fiber Connectivity	Access to 2 ODF ports for cross-connects 
Connection Speed	1 Gbps 
IPs for Equipment Management Ports	I don't need IPs for equipment management ports 
SLA for Colocation	Standard SLA for a Colocation service - 'Remote hands' This SLA assumes the equipment is ... 

Location

Power

Power Consumption 1	Setup	Monthly
1 kW maximum power draw	-	+\$97.00
1.25 kW maximum power draw	-	+\$234.00

Connectivity

Cross Connects Patch Panel

Fiber Connectivity 2	Setup	Monthly
Access to 4 ODF ports for cross-connects	-	+\$30.00
Access to 6 ODF ports for cross-connects	-	+\$60.00
Access to 8 ODF ports for cross-connects	-	+\$90.00
Access to 10 ODF ports for cross-connects	-	+\$120.00
Access to 12 ODF ports for cross-connects	-	+\$150.00
Access to 24 ODF ports for cross-connects	-	+\$300.00

Network Access

Connection Speed 3	Setup	Monthly
2 Gbps (2 x 1 Gbps LACP)	-	+\$5.80
4 Gbps (4 x 1 Gbps LACP)	-	+\$23.20

Support

Colocation Support

SLA for Colocation 5	Setup	Monthly
Expert SLA for a Colocation Service	+\$232.00	-

Network Access (continued...)

Connection Speed (continued...) 3	Setup	Monthly
10 Gbps	-	+\$34.80
20 Gbps (2 x 10 Gbps LACP)	-	+\$69.60
40 Gbps (4 x 10 Gbps LACP)	-	+\$139.20
40 Gbps	-	+\$81.20
80 Gbps (2 x 40 Gbps LACP)	-	+\$150.80

Out-of-Band Network

IPs for Equipment Management Ports 4	Setup	Monthly
2 IPs for use on equipment management ports	-	+\$4.64
6 IPs for use on equipment management ports	-	+\$13.92
10 IPs for use on equipment management port..	-	+\$23.20